



Extra-Wide Automatic Outer Case Marker

MODEL: WIW-700



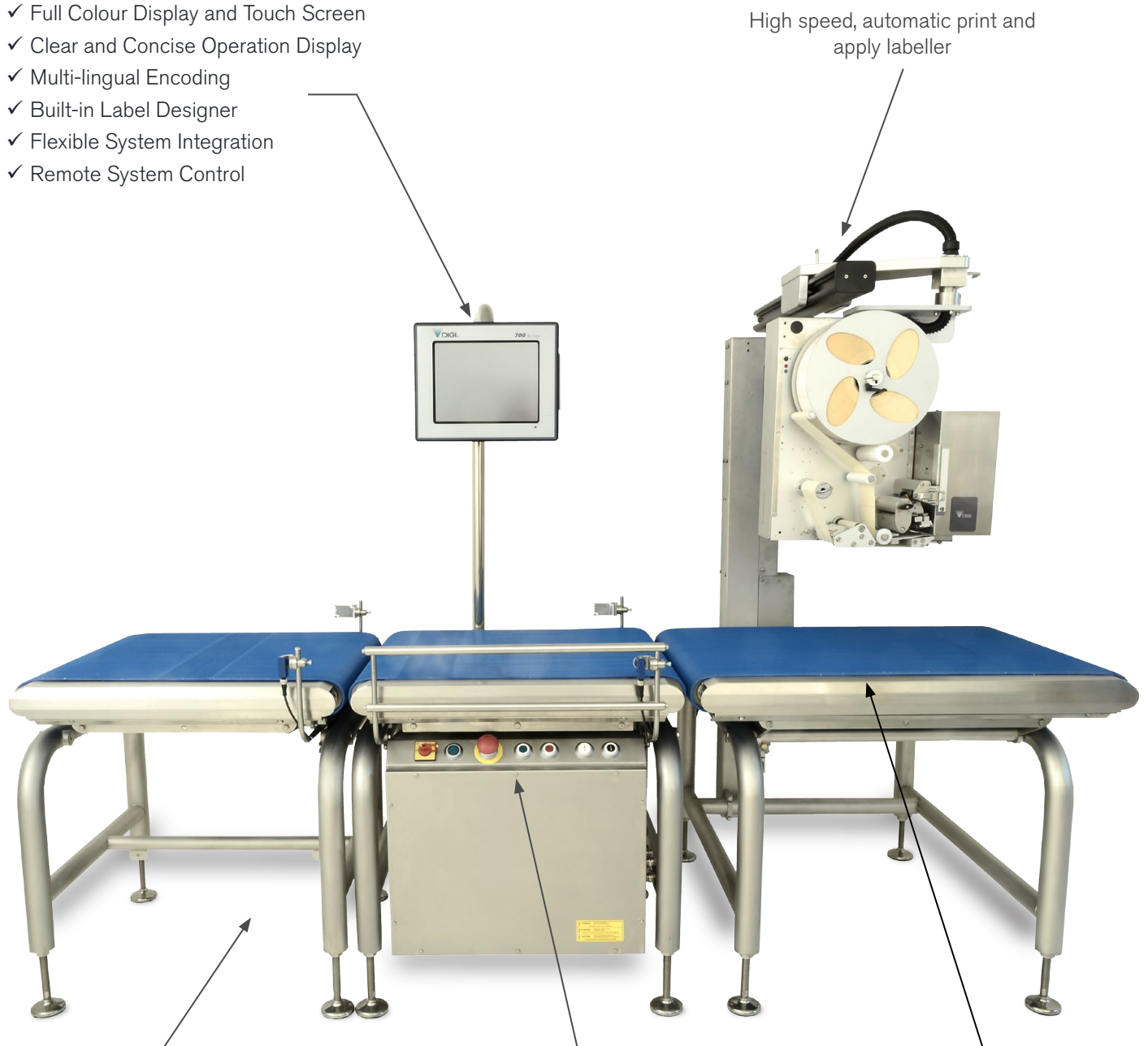
LABELLING EQUIPMENT

www.wedderburn.com.au

The DIGI WIW-700 is an extra wide, high capacity, dynamic outer case marker with simple and efficient software control.

With the Signature top labeller as standard, a side labelling option and extra wide 628mm belts, the WIW-700 is ideal for processing large boxes, outer cases and stacking crates.

- ✓ Full Colour Display and Touch Screen
- ✓ Clear and Concise Operation Display
- ✓ Multi-lingual Encoding
- ✓ Built-in Label Designer
- ✓ Flexible System Integration
- ✓ Remote System Control



High speed, automatic print and apply labeller

Modular design processing up to 20 packs per minute

Power to transfer heavy boxes and trays up to 60 kg

Extra wide 628 mm durable belts provide positive grip

Specifications may change without notice

WIW-700 Extra-Wide Automatic Outer Case Marker


High Performance

The WIW-700 is a dynamic, modular outer case marker processing packs at a pre-set rate of up to 20 packs per minute.

An optional infeed module can be incorporated into the WIW-700 assembly providing a fluid feed onto the scale and allowing for a smooth weigh price labelling process from start to finish.

Label Application

The WIW-700 is fitted with the Signature top labeller as standard. Compatible with our range of labellers the WIW-700 offers a choice of applicators to suit specific labelling requirements.



Side Label Application

An optional side mounted labeller unit is available promoting the application of labels to the side of the case or box and allowing packs to exceed the 400 mm height restriction of a top labeller.



Front Label Application

A front labeller unit is also available enabling the application of labels to the front of the passing pack.



Extra-wide Belts

The extra wide 628 mm belts are driven by stainless steel drum motors ensuring strong, reliable and consistent power to transfer heavier trays, boxes and cases. The surface finish of the belts is sufficiently durable and provides a positive grip for regular weights of up to 60 kg.



Adjustable Screen Position

The multi-positioning touch screen post is extendable to the centre of the scale conveyor while the screen itself rotates through 300 degrees allowing for maximum accessibility across the wide scale bed.

WIW-700 Features Summary

- Automatic or Stop-to-Weigh
- Up to 20 ppm
- Weights up to 60 kg
- Weigh-Price-Labelling
- Case Marking
- Extra Wide 628 mm Conveyors
- Catch Weight
- Fixed Weight
- Average Weight
- Optional Infeed
- Total Printing
- Networking
- Data Collection
- Remote Programming



Specifications may change without notice

WIW-700 Extra-Wide Automatic Outer Case Marker

SPECIFICATIONS

Performance

Classification	Automatic Stop to Weigh
Capacity	30 kg / 10 g 60 kg / 20 g
Weighing Mode	Catch Weight Fixed Weight Average Weight
Packs Per Minute	Up to 20
Pack Size	80 - 600 mm Long 40 - 660 mm Wide 240 - 400 mm High (400 mm+ attainable)
Sensor Orientation	Horizontal
Flow Direction	Left to Right Right to Left

Requirements & Peripherals

Power Supply	220-240V AC 50Hz 105-115V AC 60Hz
Air Supply	4 - 6 bar 50-300 ltrs/min
Environment <small>(operational)</small>	0-30 °C 32-86 °F
Communication	Ethernet USB
Powerlift	Powered Labeller Positioning
Networking	Online Programming Online Monitoring Back Office Data Collection
Conveyor / Line Height	700 - 865 mm

Operation

Screen	12.1" Colour Touch Display 15.2" Colour Touch Display *Optional
Screen Mounting	300 Degree Rotation
Software	Embedded Application
Operating System	Windows® OS
Language	Multi-lingual Unicode
Security	Hierarchical Password Protection Programmable User Limitations
PLU Selection	Pictorial Numerical
Label Design	Built-in Application
Conveyor Belts	Textured

Options

Pack Guides	Infeed Bar Guides
Labellers	Signature Labeller (Standard Configuration) Classic Labeller Linerless Labeller Front Labeller Side Labeller Multiple Labellers LP-800 Printer
Conveyors	Infeed Conveyor Unit
Sensor Mount	Infeed Scale
Third Party Interface	Sleever Interface Barcode Reader Metal Detection

Signature Labeller

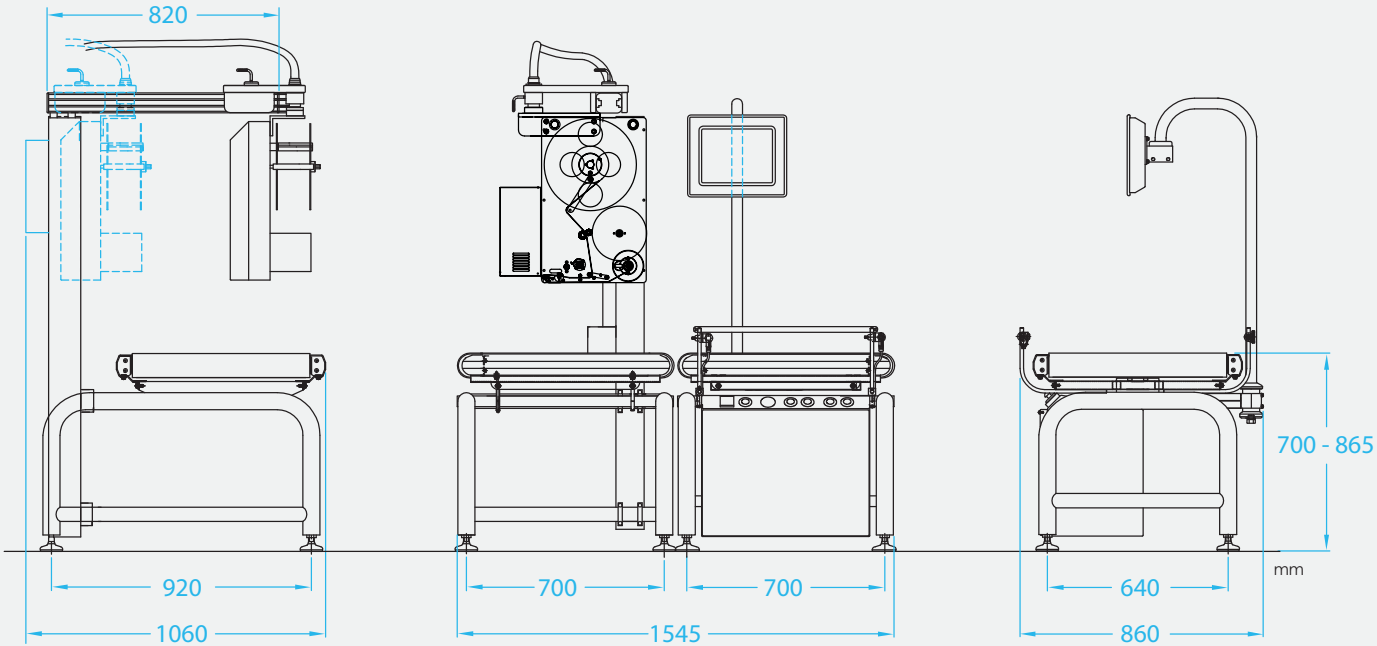
Classification	Automatic
Application Speed	up to 100 packs per minute (Dependant on label size and host specification)
Print Speed	up to 260 mm per sec
Applicator Options	Airbox Touch
Print Head Width	80 mm @ 300 dpi 108 mm @ 300 pdi
Print Method	Direct Thermal
Print Process	Near Edge
Label Orientation	Top Application
Application Direction	Left to Right Right to Left
Label Size	W~30 mm-120 mm H~28 mm-150 mm
Max Label Roll	300 mm (diameter)



Specifications may change without notice

WIW-700 Extra-Wide Automatic Outer Case Marker

DIMENSIONS



LABELLING EQUIPMENT

LABELS | LABELLING EQUIPMENT | PACKAGING EQUIPMENT
ESL & DIGITAL SIGNAGE | WEIGHING SCALES | POS SYSTEMS
FOOD EQUIPMENT | MAINTENANCE & REPAIRS | HIRE

Specifications may change without notice

1300 970 111
enquiries@wedderburn.com.au
www.wedderburn.com.au